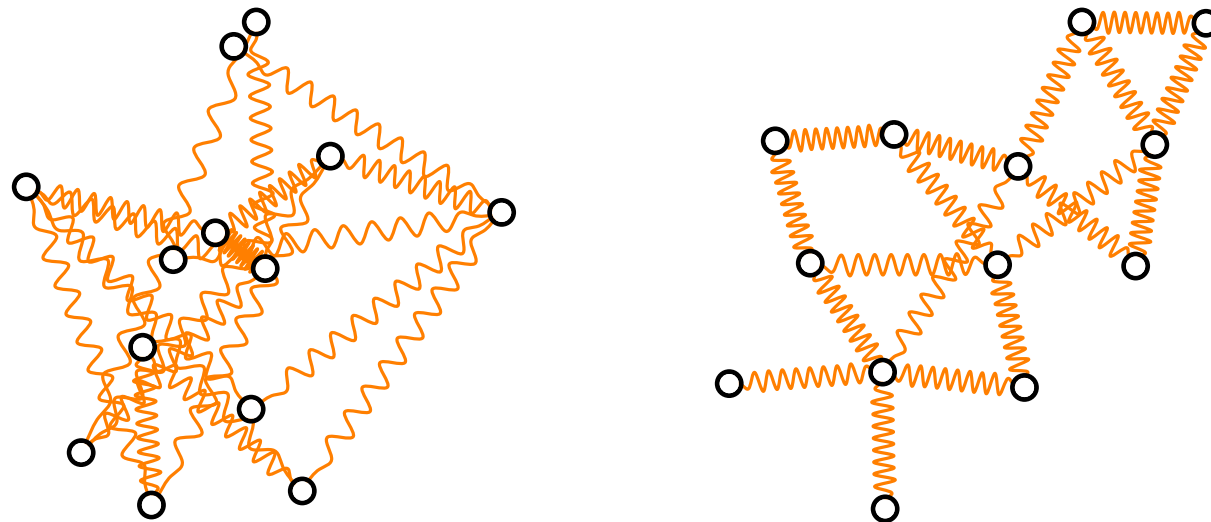


Visualization of graphs

Force-directed algorithms Drawing with physical analogies

Jonathan Klawitter · Summer semester 2020



General Layout Problem

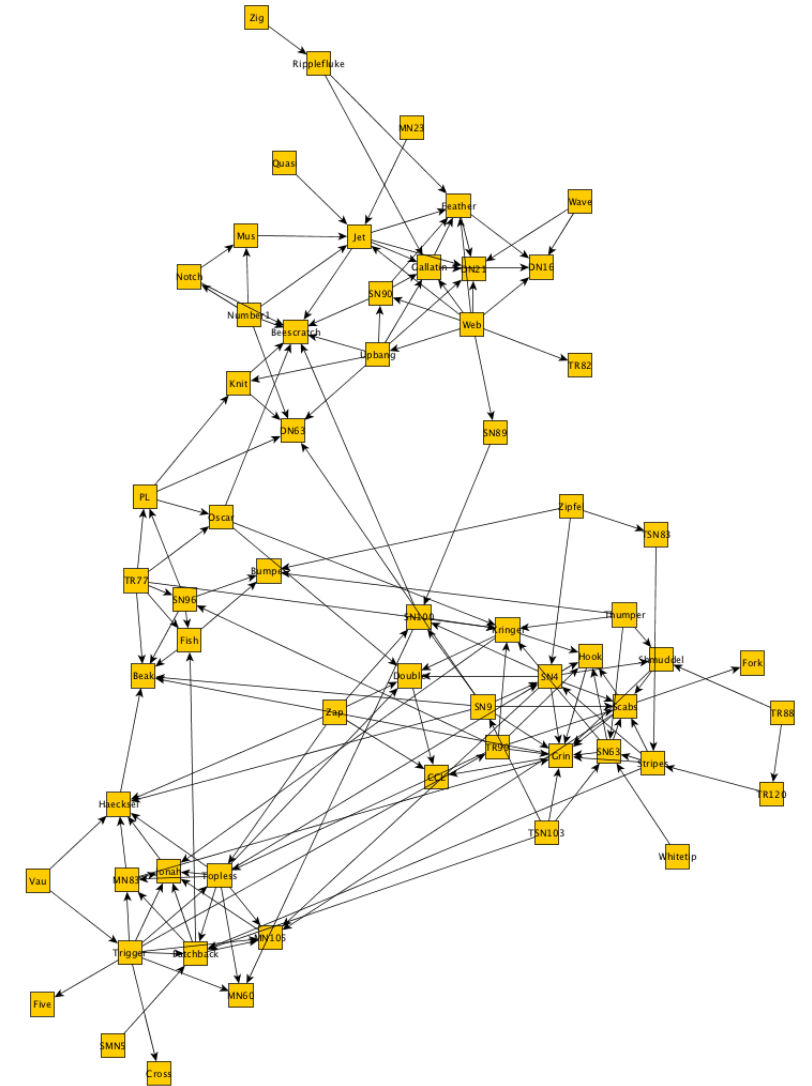
Input: Graph $G = (V, E)$

Output: Clear and readable straight-line drawing of G

Aesthetic criteria:

- adjacent vertices are close
- non-adjacent vertices are far apart
- edges short, straight-line, **similar length**
- densely connected parts (clusters) form communities
- as few crossings as possible
- nodes distributed evenly

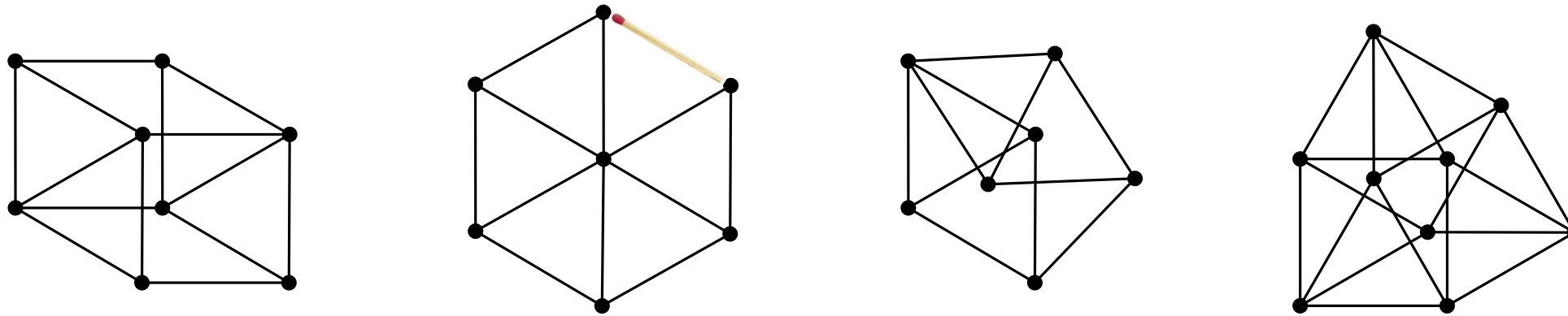
Optimization criteria partially contradict each other



Fixed edge lengths?

Input: Graph $G = (V, E)$, required edge length $\ell(e)$, $\forall e \in E$

Output: Drawing of G which realizes all the edge lengths



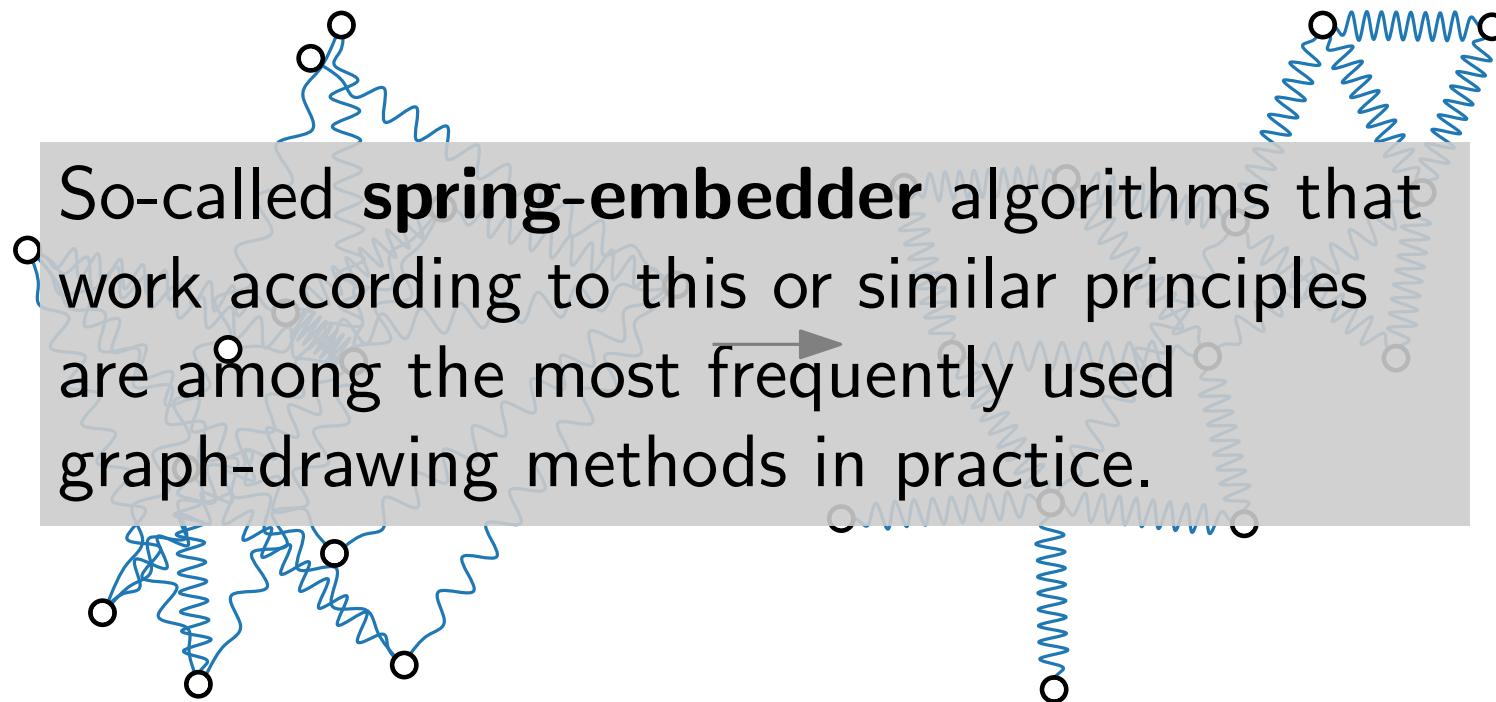
NP-hard for

- uniform edge lengths in any dimension [Johnson '82]
- uniform edge lengths in planar drawings [Eades, Wormald '90]
- edge lengths $\{1, 2\}$ [Saxe '80]

Physical analogy

Idea 1.

“To embed a graph we replace the vertices by steel rings and replace each edge with a spring to form a mechanical system . . . The vertices are placed in some initial layout and let go so that the spring forces on the rings move the system to a minimal energy state.” [Eades '84]



- adjacent vertices u and v :



Idea 2.

Repulsive forces.

- non-adjacent vertices x and y :



Outline

- Spring Embedder by Eades
- Variation by Fruchterman & Reingold
- Ways to speed up computation
- Alternative **multidimensional scaling** for large graphs

Spring Embedder by Eades – Algorithm

SpringEmbedder($G = (V, E)$, $p = (p_v)_{v \in V}$, $\varepsilon > 0$, $K \in \mathbb{N}$)

initial layout

threshold

iterations

$t \leftarrow 1$

while $t < K$ **and** $\max_{v \in V} \|F_v(t)\| > \varepsilon$ **do**

foreach $v \in V$ **do**

$F_v(t) \leftarrow \sum_{u:uv \notin E} f_{\text{rep}}(p_u, p_v) + \sum_{u:uv \in E} f_{\text{spring}}(p_u, p_v)$

foreach $v \in V$ **do**

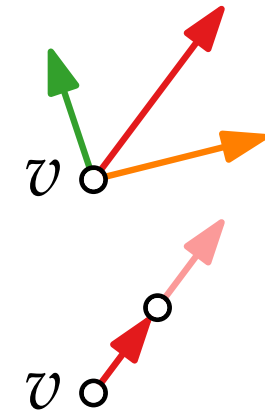
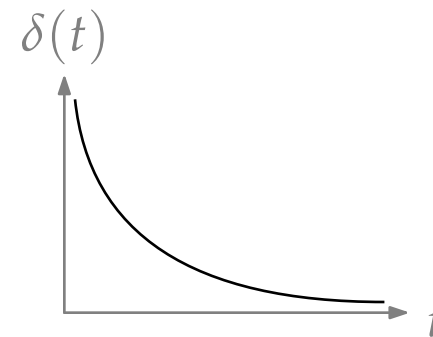
$p_v \leftarrow p_v + \delta(t) \cdot F_v(t)$

$t \leftarrow t + 1$

return p

end layout

cooling factor



Spring Embedder by Eades – Model

- repulsive force between two non-adjacent vertices u and v

$$f_{\text{rep}}(p_u, p_v) = \frac{c_{\text{rep}}}{\|p_v - p_u\|^2} \cdot \overrightarrow{p_u p_v}$$

repulsion constant (e.g. 1.0)

- attractive force between adjacent vertices u and v

$$f_{\text{spring}}(p_u, p_v) = c_{\text{spring}} \cdot \log \frac{\|p_u - p_v\|}{\ell} \cdot \overrightarrow{p_v p_u}$$

spring constant (e.g. 2.0)

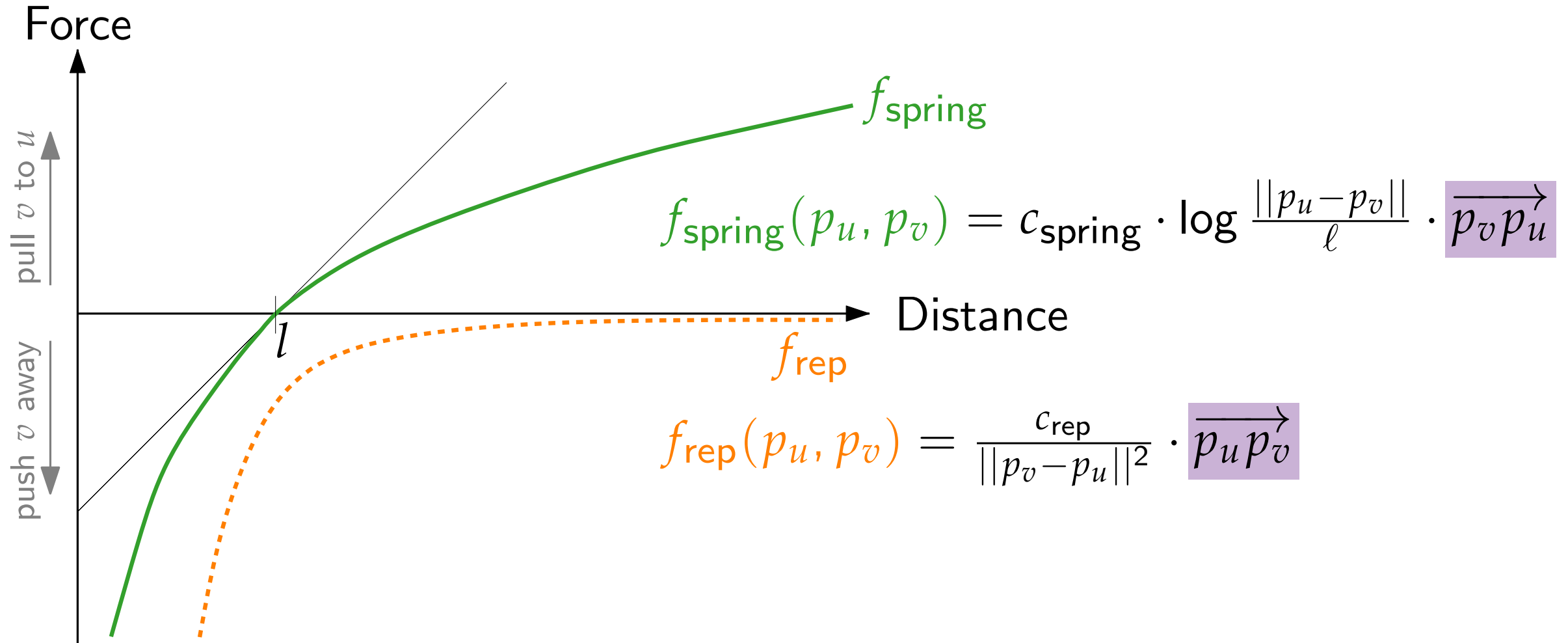
- resulting displacement vector for node v

$$F_v = \sum_{u: \{u, v\} \notin E} f_{\text{rep}}(p_u, p_v) + \sum_{u: \{u, v\} \in E} f_{\text{spring}}(p_u, p_v)$$

Notation.

- $\ell = \ell(e)$ = ideal spring length for edge e
- p_v = position of vertex v
- $\|p_u - p_v\|$ = Euclidean distance between u and v
- $\overrightarrow{p_u p_v}$ = unit vector pointing from u to v

Spring Embedder by Eades – Force diagram



Spring Embedder by Eades – Discussion

Advantages.

- very simple algorithm
- good results for small and medium-sized graphs
- empirically good representation of symmetry and structure

Disadvantages.

- system is not stable at the end
- converging to local minima
- timewise f_{spring} in $\mathcal{O}(|E|)$ and f_{rep} in $\mathcal{O}(|V|^2)$

Influence.

- original paper by Peter Eades [Eades '84] got ~ 2000 citations
- basis for many further ideas

Variant by Fruchterman & Reingold

Model.

- repulsive force between **all** vertex pairs u and v

$$f_{\text{rep}}(p_u, p_v) = \frac{\ell^2}{\|p_v - p_u\|} \cdot \overrightarrow{p_u p_v}$$

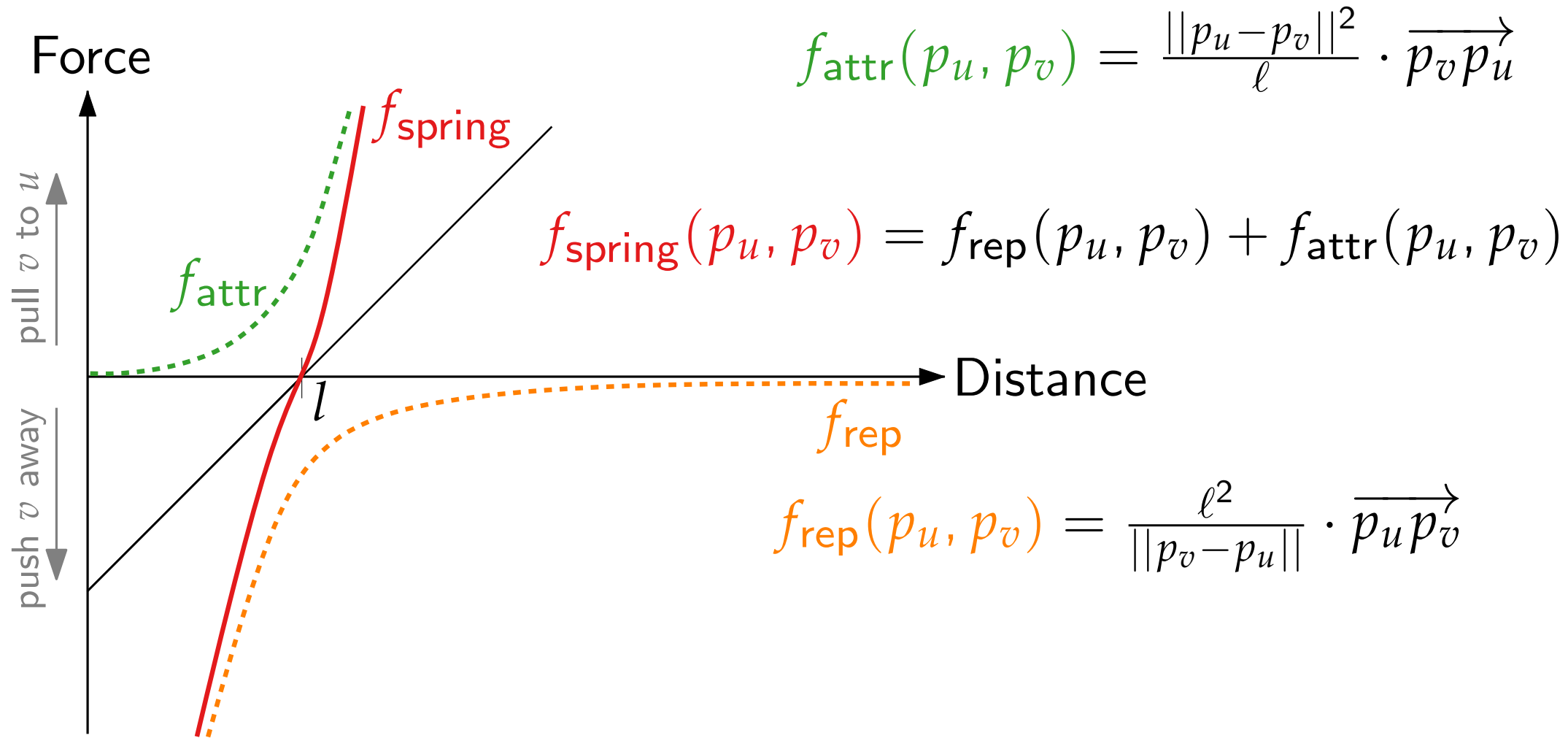
- attractive force between two adjacent vertices u and v

$$f_{\text{attr}}(p_u, p_v) = \frac{\|p_u - p_v\|^2}{\ell} \cdot \overrightarrow{p_v p_u}$$

- resulting force between adjacent vertices u and v

$$f_{\text{spring}}(p_u, p_v) = f_{\text{rep}}(p_u, p_v) + f_{\text{attr}}(p_u, p_v)$$

Fruchtermann & Reingold – Force diagram



Adaptability

Inertia.

- Define vertex mass $\Phi(v) = 1 + \text{deg}(v) / 2$
- Set $f_{\text{attr}}(p_u, p_v) \leftarrow f_{\text{attr}}(p_u, p_v) \cdot 1 / \Phi(v)$

Gravitation.

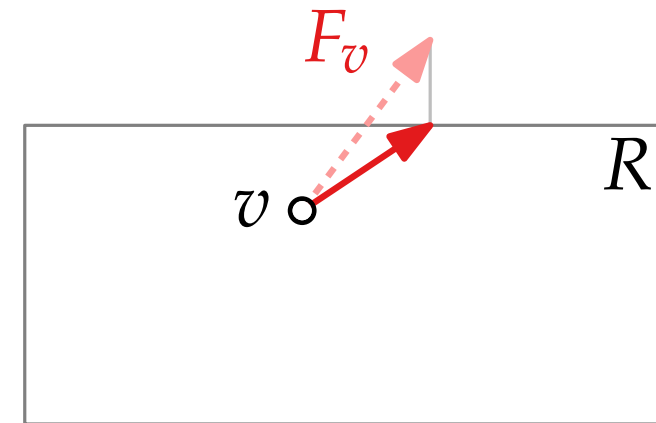
- Define centroid $p_{\text{bary}} = 1 / |V| \cdot \sum_{v \in V} p_v$
- Add force $f_{\text{grav}}(p_v) = c_{\text{grav}} \cdot \Phi(v) \cdot \overrightarrow{p_v p_{\text{bary}}}$

Restricted drawing area.

If F_v points beyond area R , clip vector appropriately at the border of R .

And many more...

- magnetic orientation of edges [GD Ch. 10.4]
- other energy models
- planarity preserving
- speedups



Speeding up “convergence” by adaptive displacement $\delta_v(t)$

Reminder...

SpringEmbedder($G = (V, E)$, $p = (p_v)_{v \in V}$, $\varepsilon > 0$, $K \in \mathbb{N}$)

$t \leftarrow 1$

while $t < K$ **and** $\max_{v \in V} \|F_v(t)\| > \varepsilon$ **do**

foreach $v \in V$ **do**

$F_v(t) \leftarrow \sum_{u:uv \notin E} f_{\text{rep}}(p_u, p_v) + \sum_{u:uv \in E} f_{\text{spring}}(p_u, p_v)$

foreach $v \in V$ **do**

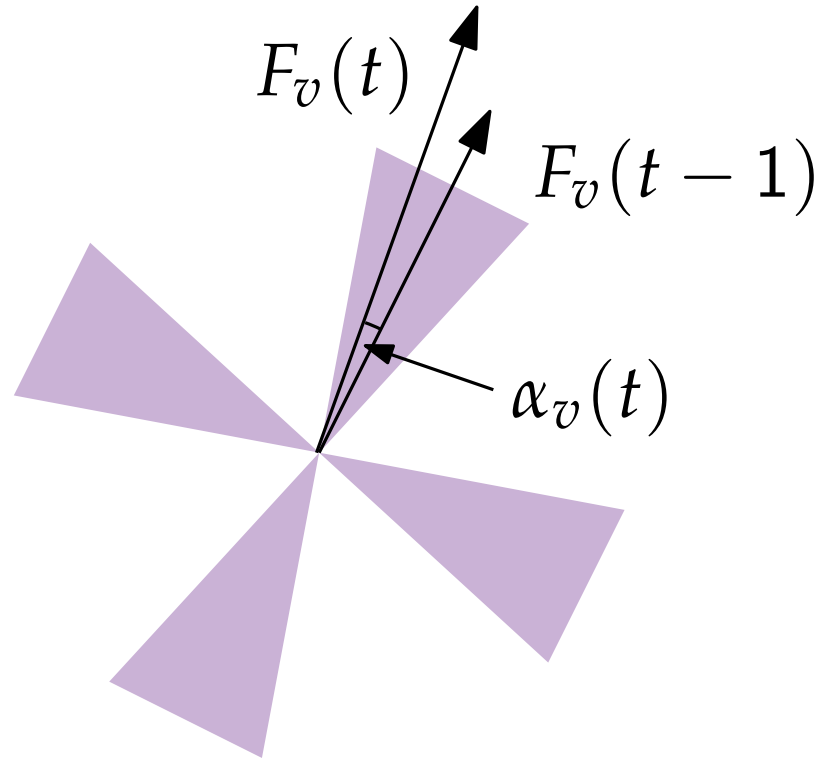
$p_v \leftarrow p_v + \delta(t) \cdot F_v(t)$

$t \leftarrow t + 1$ $\delta_v(t)$

return p

Speeding up “convergence” by adaptive displacement $\delta_v(t)$

[Frick, Ludwig, Mehldau '95]

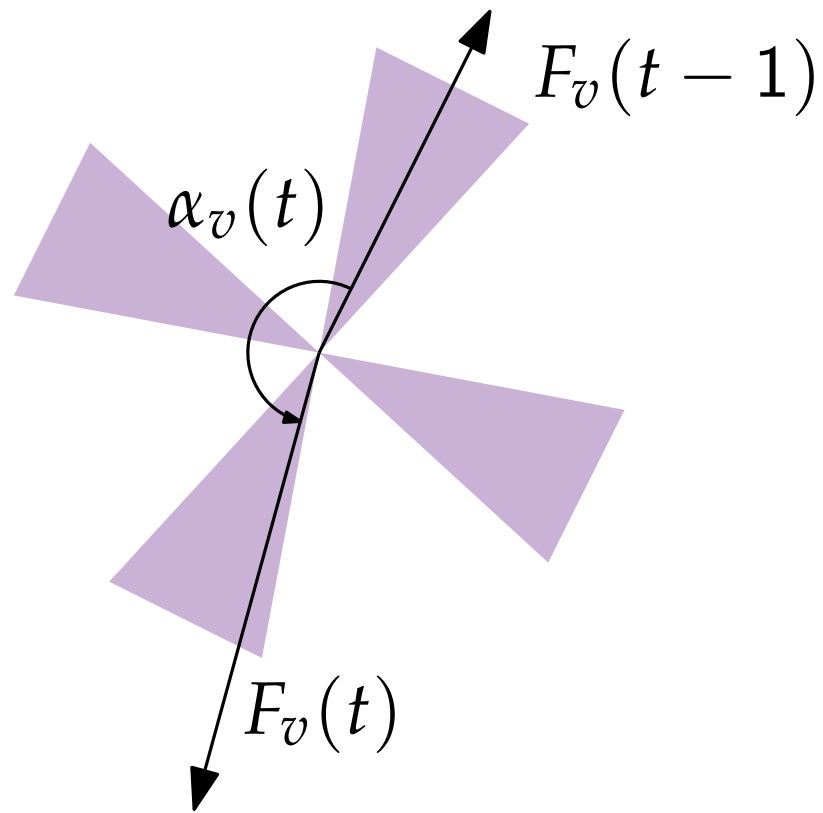


Same direction.

→ increase temperature $\delta_v(t)$

Speeding up “convergence” by adaptive displacement $\delta_v(t)$

[Frick, Ludwig, Mehldau '95]



Same direction.

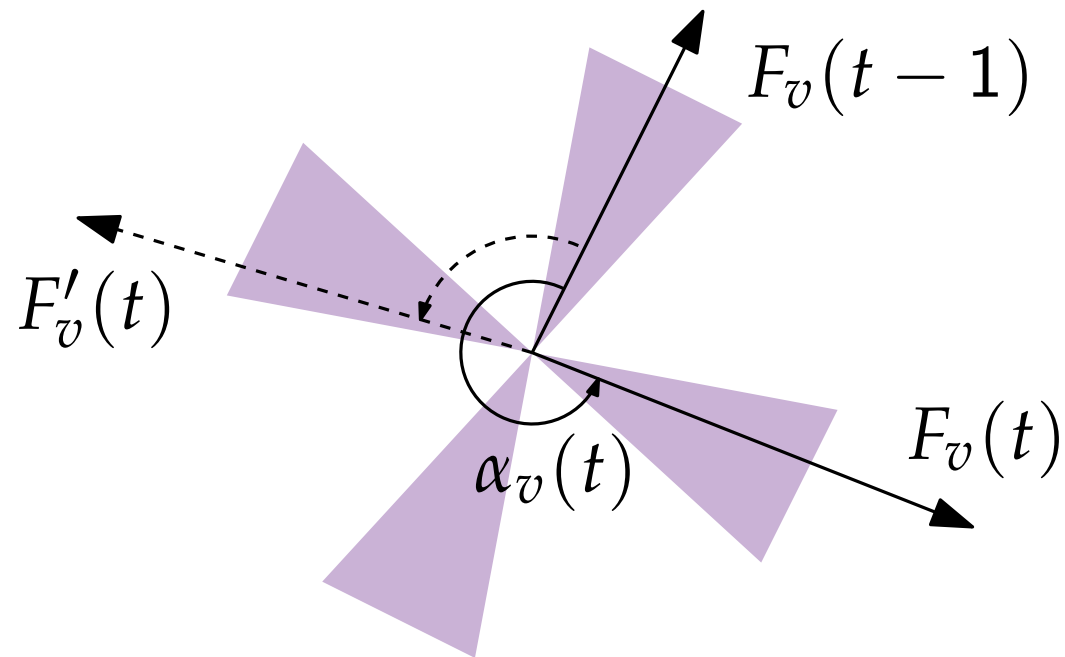
→ increase temperature $\delta_v(t)$

Oszillation.

→ decrease temperature $\delta_v(t)$

Speeding up “convergence” by adaptive displacement $\delta_v(t)$

[Frick, Ludwig, Mehldau '95]



Same direction.

→ increase temperature $\delta_v(t)$

Oszillation.

→ decrease temperature $\delta_v(t)$

Rotation.

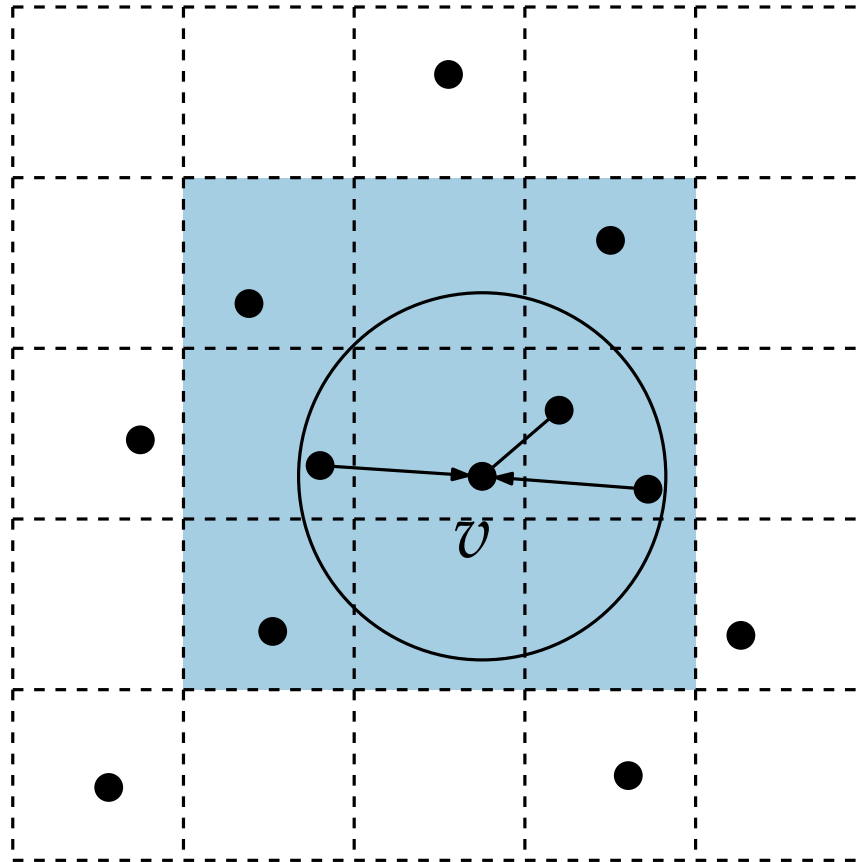
- count rotations

- if applicable

→ decrease temperature $\delta_v(t)$

Speeding up “convergence” via grids

[Fruchterman & Reingold '91]



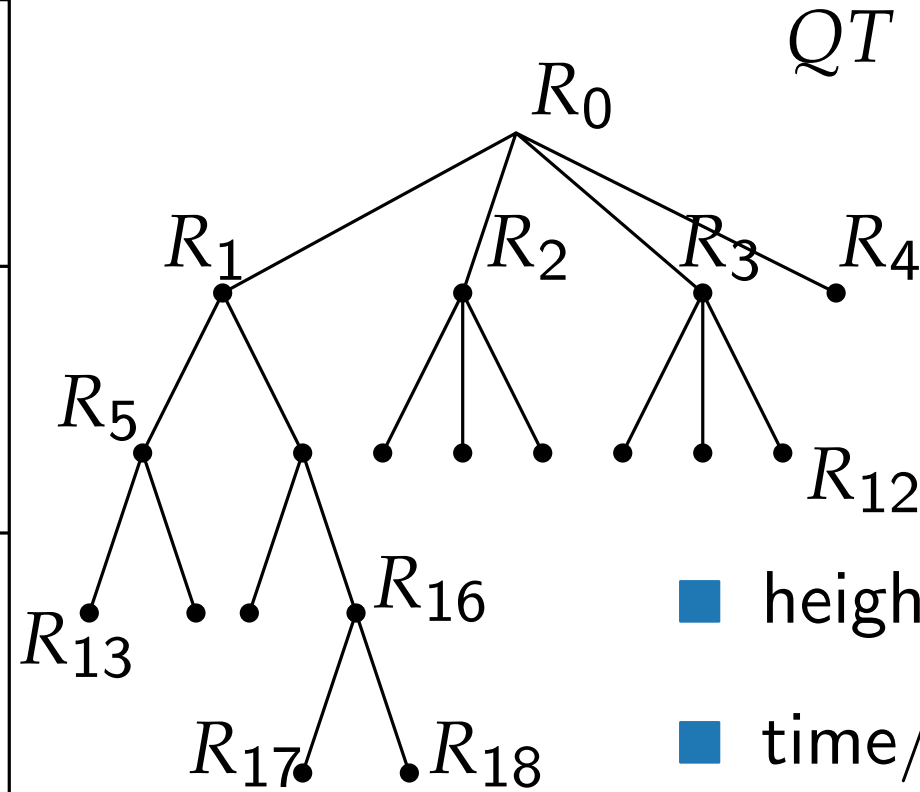
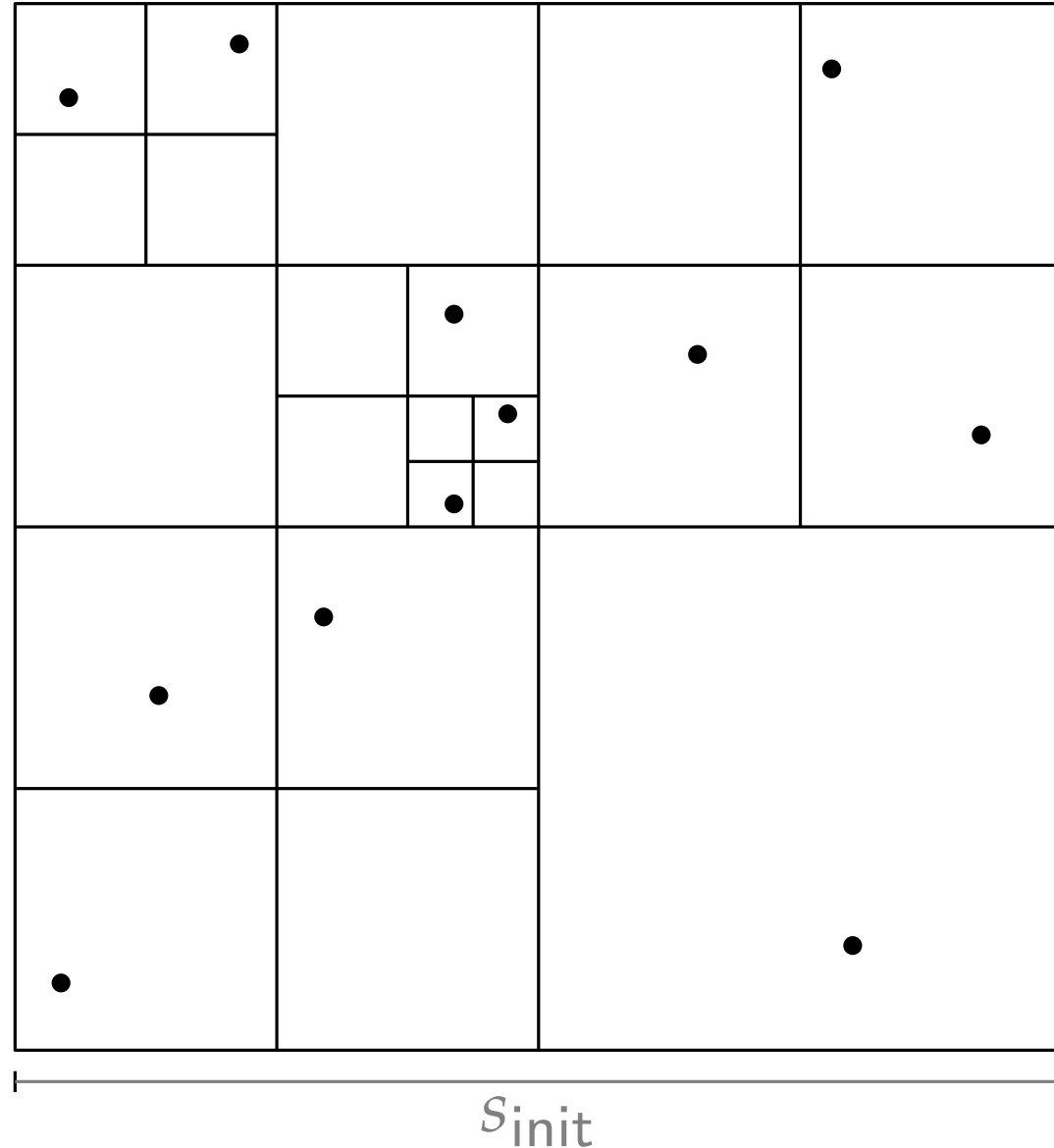
- divide plane into grid
- consider repelling forces only to vertices in neighboring cells
- and only if distance is less than some max distance

Discussion.

- good idea to improve runtime
- worst-case has not improved
- might introduce oscillation and thus a quality loss

Speeding up with quad trees

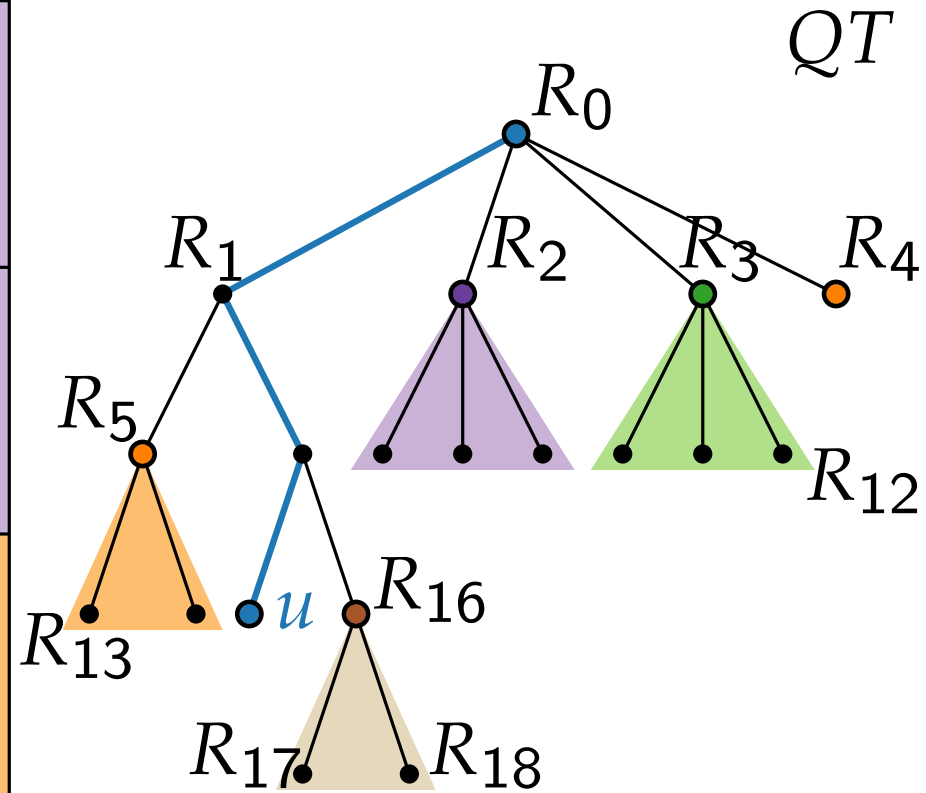
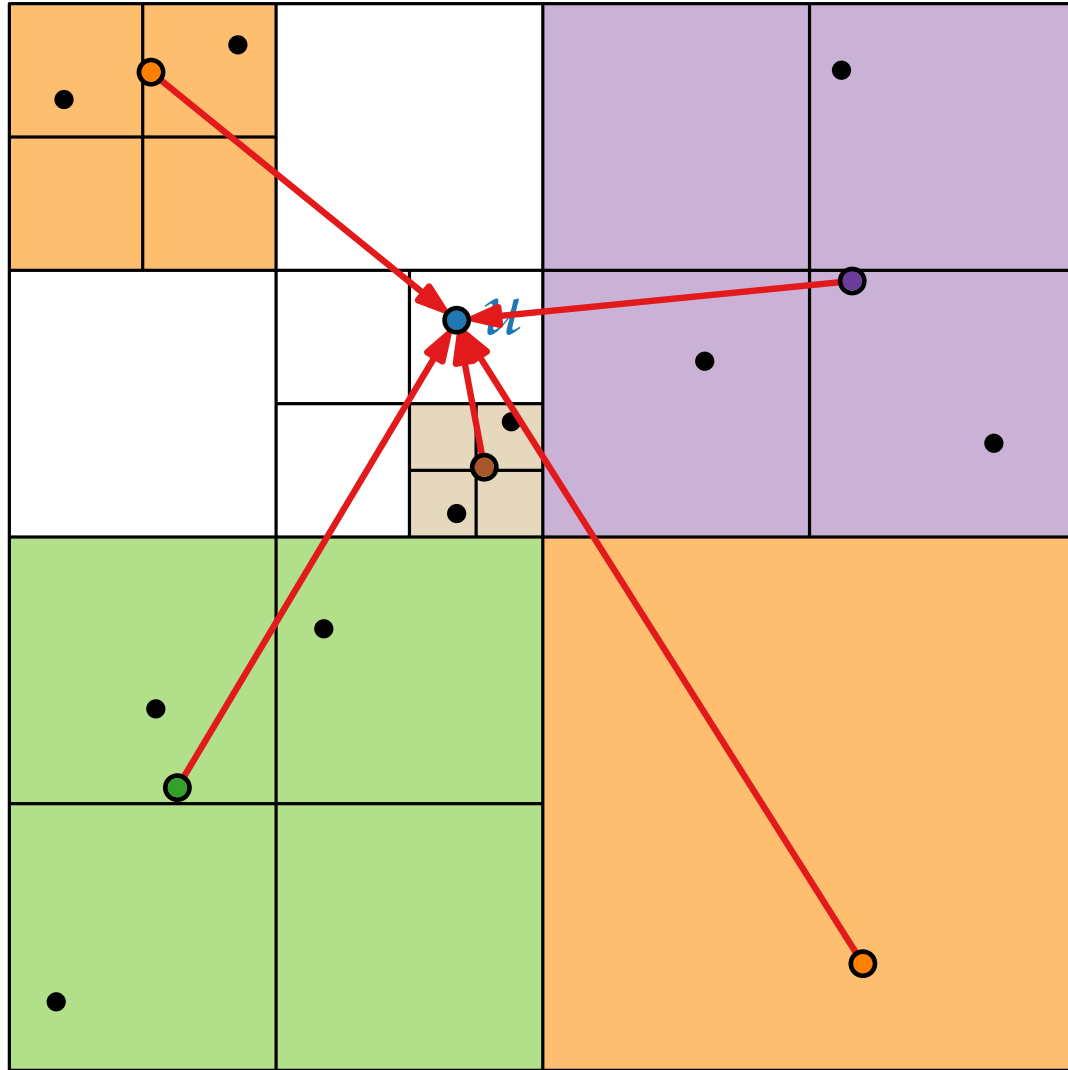
[Barnes, Hut '86]



- height $h \leq \log \frac{S_{init}}{d_{min}} + \frac{3}{2}$
- time/space in $\mathcal{O}(hn)$
- compressed quad tree can be computed in $\mathcal{O}(n \log n)$ time
- $h \in \mathcal{O}(\log n)$ if vertices evenly distributed

Speeding up with quad trees

[Barnes, Hut '86]



$$f_{\text{rep}}(R_i, p_u) = |R_i| \cdot f_{\text{rep}}(\sigma_{R_i}, p_u)$$

for each child R_i of a vertex on path from u to R_0

Multidimensional scaling

- Force-directed method reaches its limitations for large graphs

Idea.

Adapt the classical approach **multidimensional scaling (MDS)**:

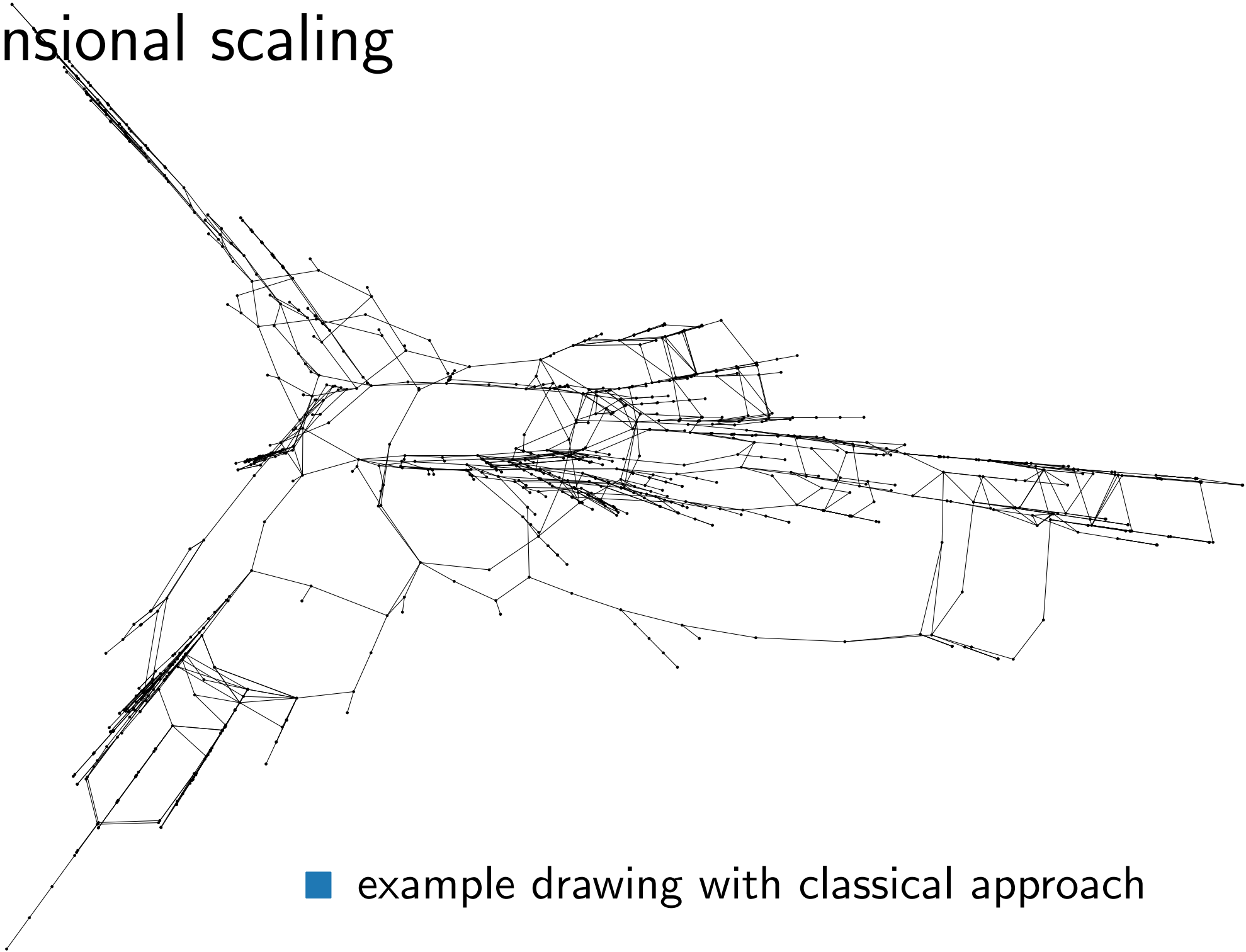
- MDS is a technique to visualise similarity among a set of objects
- Input is a distance matrix D with $d_{ij} \sim$ dissimilarity between objects i and j
- We search for points $x_1, \dots, x_n \in \mathbb{R}^2$ such that

$$\|x_i - x_j\| \approx d_{ij}$$

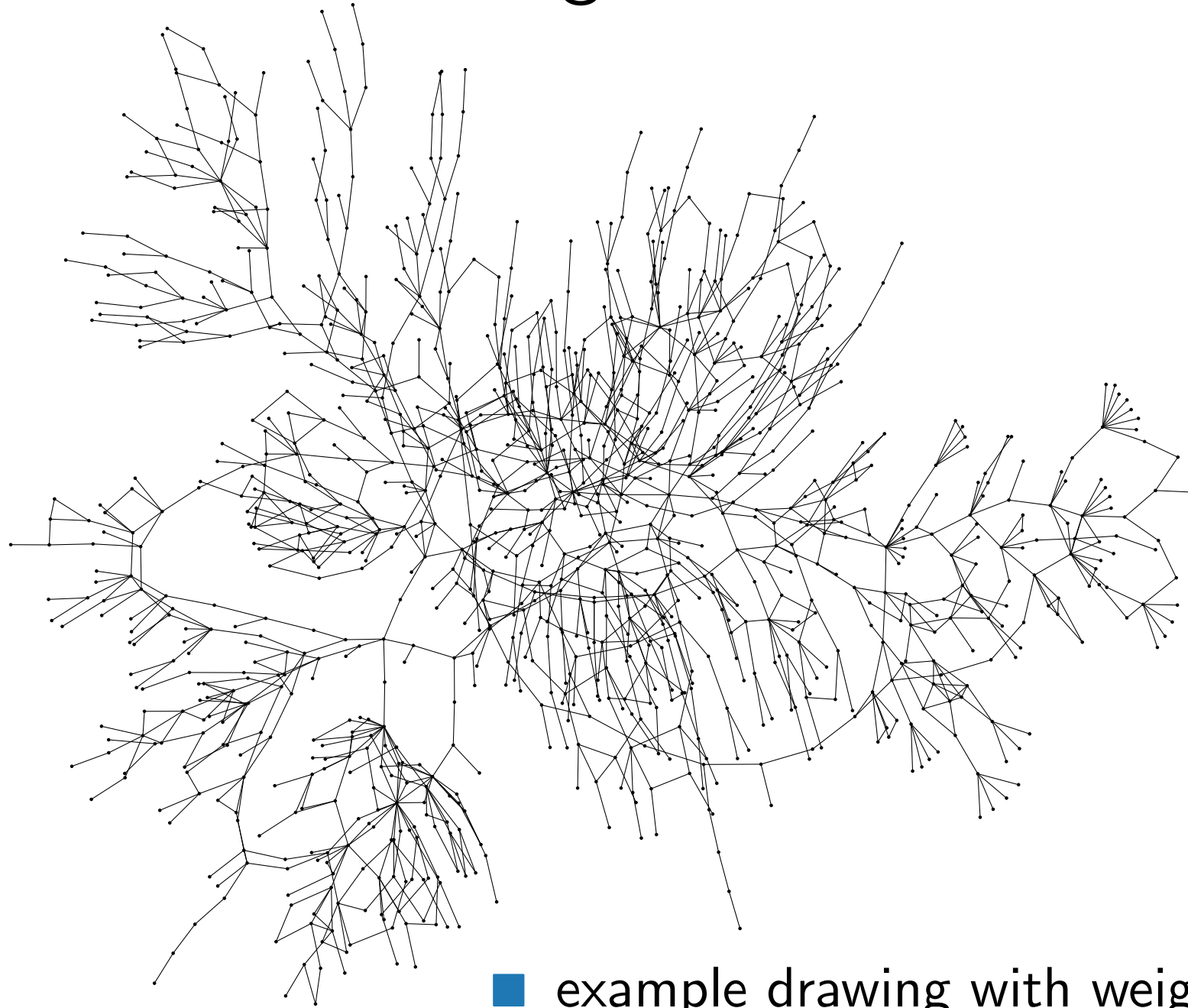
For our drawing, how do we define the dissimilarity between two vertices?

- Set d_{uv} as the distance of u and v in G in terms of a shortest path between them.

Multidimensional scaling



Multidimensional scaling



■ example drawing with weighted version

Literature

Main sources:

- [GD Ch. 10] Force-Directed Methods
- [DG Ch. 4] Drawing on Physical Analogies

Referenced papers:

- [Johnson 1982] The NP-completeness column: An ongoing guide
- [Eades, Wormald 1990] Fixed edge-length graph drawing is
- [Saxe 1980] Two papers on graph embedding problems NP-hard
- [Eades 1984] A heuristic for graph drawing
- [Fruchterman, Reingold 1991] Graph drawing by force-directed placement
- [Frick, Ludwig, Mehldau 1994] A fast adaptive layout algorithm for undirected graphs