



Go to: <https://webmail.uni-wuerzburg.de>

→ Login with your JMU-Account and your password
(the one you use to access WueStudy and WueCampus)

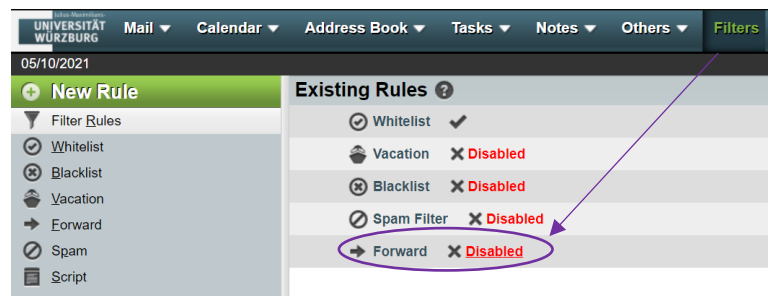
How to change your webmail language settings

- Click on the settings symbol
- „Benutzereinstellungen“ (preferences)
- „Allgemeine Einstellungen“ (global preferences)
- „Sprache und Zeit“ (locale and time)
- ⇒ Select your language

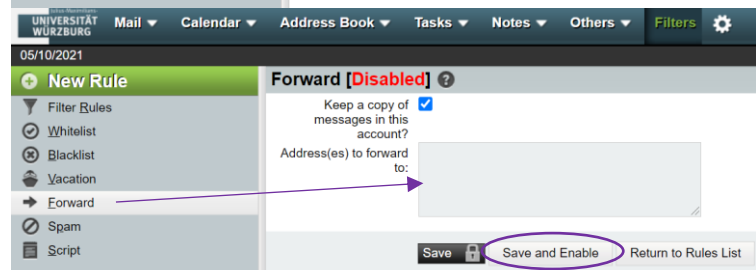


How to forward emails/WueCampus messages to your regular email address

- Click on “Filters”
- Select “Forward” in order to enable it



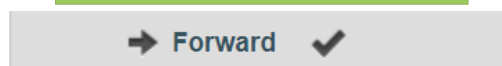
- Click on “Forward” (in the list on the left-hand side) and fill in your address
- “Save and Enable”



In the bottom right corner these messages will appear:



Check whether your forward option really is enabled



In case you have any problems please contact: it-support@uni-wuerzburg.de (Rechenzentrum IT-Support)